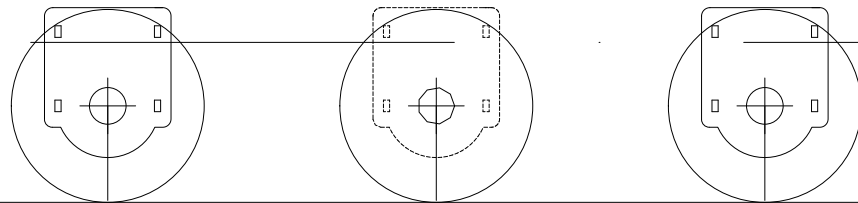



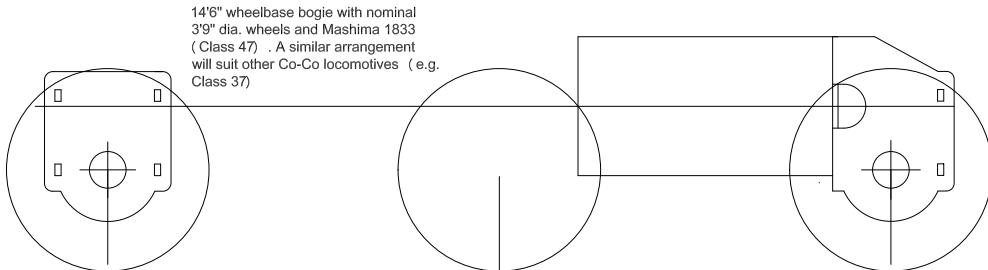
Front views show motor mounted in two positions. On the left is shown the view with the motor flats horizontal, which suits both Mashima 1824, 1833 and Canon 1833. On the right is shown the view with the motor flats vertical, which suits the Mashima 1833 and 1824. The bearings are shown, but the gears are omitted for clarity.



12" wheelbase bogie with nominal 3 7/8" wheels and Canon 1833 (Class 52). This provides 2 motors and drive on 4 axles. 6-axle drive shown dotted. A similar arrangement will also suit Class 41/42/43.

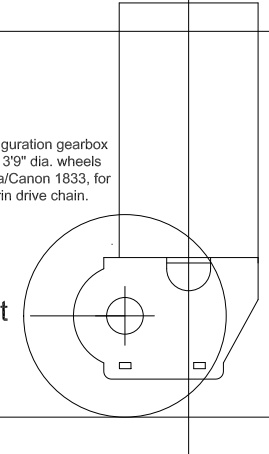


Vertical configuration gearbox with nominal 3 9/16" dia. wheels and Mashima/Canon 1833, for use with Delrin drive chain.

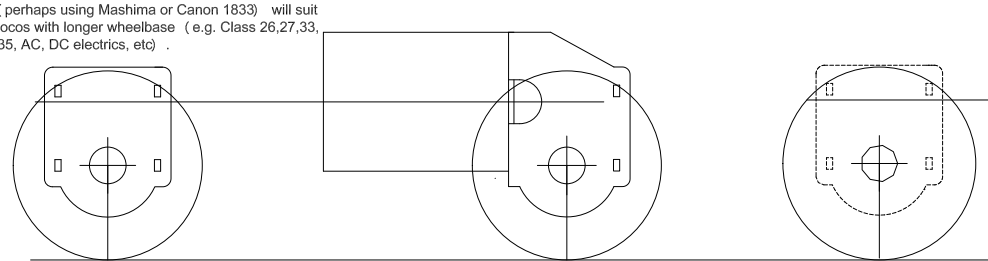


14 1/2" wheelbase bogie with nominal 3 9/16" dia. wheels and Mashima 1833 (Class 47). A similar arrangement will suit other Co-Co locomotives (e.g. Class 37)

**Note:**  
'Power' gearbox is motor-mounted variant  
'Remote' gearbox is non motor-mount variant



8 1/2" wheelbase bogie with nominal 3 7/8" dia. wheels and Mashima 1824. This arrangement will suit the vast majority of British Bo-Bo locomotives with an 8 1/2" wheelbase bogie (e.g. Class 15,16,17,20,21,22, 23,24,25,29 etc.). A stretched version of this drive (perhaps using Mashima or Canon 1833) will suit locos with longer wheelbase (e.g. Class 26,27,33, 35, AC, DC electrics, etc).



8 1/2" wheelbase bogie with nominal 3 7/8" dia. wheels and central motor driving 1 axle per bogie. 2 axles per bogie shown dotted. (e.g. Class 22)

